JIN RIONG WATCH

INSTRUCTIONS

NOTICE

- Don't open the cover by yourself.
- This watch water-resist 3bar(water-tight) ：don't use the button when the watch in the water inside.
- If there is water smoke or drips inside the watchcase ，ask approved specialists to do waterproofing and repair at once,or the inner parts may damage caused by corrosion.
- Avoid being a strong vibration ，electronic forms carrier bearing commonly,such as gravity suffered the impact of brush use or fall in coarse.
- Don't use it in breathing or freezing environment.
- Rinse watch surface with soft cloth and clear watch,don't use chemicals.As the case ，strap its own characteristics,combined with humidity and other climate table in use for some time affect the appearance or strapped may be subject to change ，which belong to the normal category.
- Prolonged use of colorful lights will consume large amounts of energy.
- When not in use this watch,please place it in a dry place.
- Please read this instruction carefully before using this watch.
- Product function and appearance in orderto prevail in kind.

FUNCTIONAND SPECIFICATION

- Standard display：hour，minute，second ，month，date and week
- 12/24hour
- 180 colorful lightsrings
- Stopwatch stage timekeeping function
- Alarm and hourly chime function
- Reviser function
- Use temperature 5℃-35℃
- Degree of accuracy at normal temperature ±30 second per month
- Battery：CR2032 3V
- Life of battery：Able to supply power for 24 months under the following situation
- Over illumination per day
- Chiff alarm operation per day

OPERATION

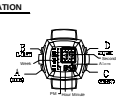

Normal display sketch map

Button explain

A MODE ---- Function selector button

B START ---- Led Light
Open On/Off, And 12/24 Format Stop And Start Button

C SET/TIME ---- Digital clock key

D MODE ---- Can change every digit button

HOW TO USE LIGHT

In any display model press B button let led lights.
Press and hold down the colored lights can be continuously synchronized output.

HOW TO CHANGE 12/24 FORMAT

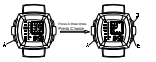

HOW TO CHECK DATE

Rev can check the date if you hold down the D button in normal display.

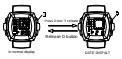

HOW TO DISPALY THE ALARM TIME

In normal time display mode press C-Button1 release you can see the alarm time.

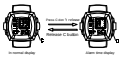

HOW SET THE ALARM TIME

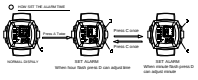

ADJUST WHAT DO YOU NEED THEN PRESS A RETURN NORMAL TIME

HOW TO ON/OFF ALARM

In normal time display mode press Close ：To Alarm ，then press C to ON/OFF Alarm

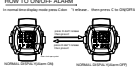

HOW TO ON/OFF HOURLY CHIME

In normal time display mode press Close ：To release ,then press A to ON/OFF hourly chime

HOW TO USE THE CHRONOGAPH

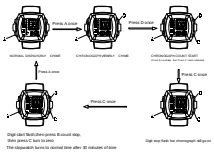

HOW TO SET TIME,DATE,WEEK

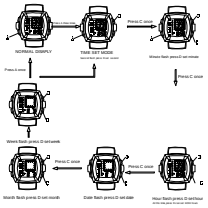

CAUTIONED

- As the company continues to optimize the product and continuously improve product quality, product features may be slightly subject to change without notice.
- On the end of the product may cause a trial party for any losses and any compensation the company no responsibility.

MANUFACTURERS:SHENZHEN YAOJINGRONG TECHNOLOGY CO.,LTD.
ADDRESS:1008 Room 4th Floor Tuqi Building No.1 Nanhang road Road Baoan District ShenZhen City, Guangdong,518009 China
TEL:0086-0755-29109021 FAX:0086-0755-29109021
WEB:www.jinrongwatch.com